

# Amana Product Details Page Idea



## Occasionally Appliance Product Titles Can Run a Bit Long

**A1** Promo Violator

**A2**

**A3**

**A4** ENERGY STAR or other badge

**A5**

**A6**

**A7**

Like > Share > Print >

Product Description begins here. Lorem ipsum dolor sit amet, consectetur adipiscing elit. Duis quis pede. Sed mauris. Duis tempor. Curabitur in nibh. Lorem ipsum dolor sit amet, consectetur adipiscing elit. Duis quis pede. Sed mauris. Duis tempor. Curabitur in nibh. Morbi pede.

White Bisque Black Stainless Silver New

Model #: XXXXXXX MSRP: \$X,XXX.XX

Where to buy Amana

Address, City or Zip Code

demo

video

Main Product Image

### Notes:

#### A | Main Product Area

01. The current page layout sometimes calls out certain products for "Best Buy" or "#1" status, etc. An overlaid violator on the product image area will convey these types of special messages.

02. Image thumbnails, product demos, and other potential video content types are grouped together in order to streamline the product viewing experience. This area will become scrollable when images reach the height of the main product height.

The thumbnail images will preview within the main image space. Demo and Video will preview in a light box that will also have the option to view zoomed images (see 03 below).

03. Zoom icon will open a light box through which larger images can be viewed, along with the option to view the demo and video in the same setting.

04. Energy Star logos, Anti Microbial Protection badges, etc. will appear next to the main product image.

05. Sharing options, "Like" button and the print function are grouped together in this top area.

06. Each product will have a color selection module that is designed to fit the most and the least amount of colors. Once a color is chosen, the price and model number below will reflect the user's selection.

07. The selected product color can be located at the closest store using the "Where to Buy Amana" store locator. Users may type in an address or a zip code. A list of stores will immediately be displayed in the same window (See 01 in Section C).

#### B | Additional Content Areas

01. Key Features are no longer within a tab structure, instead they are divided into two main sections "Key Features" and "Additional Features". Key features are the top 10 features accompanied by an image. The remaining features fall into the Additional Features section below. In an instance where there are only a few features, they will all appear as Key Features, and the Additional Features box will not be displayed. The wireframe shows the largest amount of features from the current product lineup.

02. The Specifications and Product Literature are also displayed right on the page rather than behind additional tabs.

03. Accessories are featured on the page and will be contained within a sliding area that allows users to scroll left and right if there are more accessories than can be displayed in one page width.

04. On the current product details page, the "Related Products" tab only exists for certain models (e.g. to show matching dryers for a washer). However, there is an opportunity to display Matching Product information on all product details page. This creates the ability to cross sell within each product category, for example by showing matching Microwaves on a Range product details page. Users can also step up the product line in this section for more stand-alone categories like Refrigeration or Dishwashers.

### Key Features **B1**

**Feature Name 01**  
Feature Description begins here. Lorem ipsum dolor sit amet, consectetur adipiscing elit. Duis quis pede. Sed mauris. Duis tempor. Curabitur in nibh. Lorem ipsum dolor sit amet, consectetur adipiscing elit.

**Feature Name 02**  
Feature Description begins here. Lorem ipsum dolor sit amet, consectetur adipiscing elit. Duis quis pede. Sed mauris. Duis tempor. Curabitur in nibh. Lorem ipsum dolor sit amet, consectetur adipiscing elit.

**Feature Name 03**  
Feature Description begins here. Lorem ipsum dolor sit amet, consectetur adipiscing elit. Duis quis pede. Sed mauris. Duis tempor. Curabitur in nibh. Lorem ipsum dolor sit amet, consectetur adipiscing elit.

**Feature Name 04**  
Feature Description begins here. Lorem ipsum dolor sit amet, consectetur adipiscing elit. Duis quis pede. Sed mauris. Duis tempor. Curabitur in nibh. Lorem ipsum dolor sit amet, consectetur adipiscing elit.

**Feature Name 05**  
Feature Description begins here. Lorem ipsum dolor sit amet, consectetur adipiscing elit. Duis quis pede. Sed mauris. Duis tempor. Curabitur in nibh. Lorem ipsum dolor sit amet, consectetur adipiscing elit.

**Feature Name 06**  
Feature Description begins here. Lorem ipsum dolor sit amet, consectetur adipiscing elit. Duis quis pede. Sed mauris. Duis tempor. Curabitur in nibh. Lorem ipsum dolor sit amet, consectetur adipiscing elit.

**Feature Name 07**  
Feature Description begins here. Lorem ipsum dolor sit amet, consectetur adipiscing elit. Duis quis pede. Sed mauris. Duis tempor. Curabitur in nibh. Lorem ipsum dolor sit amet, consectetur adipiscing elit.

**Feature Name 08**  
Feature Description begins here. Lorem ipsum dolor sit amet, consectetur adipiscing elit. Duis quis pede. Sed mauris. Duis tempor. Curabitur in nibh. Lorem ipsum dolor sit amet, consectetur adipiscing elit.

**Feature Name 09**  
Feature Description begins here. Lorem ipsum dolor sit amet, consectetur adipiscing elit. Duis quis pede. Sed mauris. Duis tempor. Curabitur in nibh. Lorem ipsum dolor sit amet, consectetur adipiscing elit.

**Feature Name 10**  
Feature Description begins here. Lorem ipsum dolor sit amet, consectetur adipiscing elit. Duis quis pede. Sed mauris. Duis tempor. Curabitur in nibh. Lorem ipsum dolor sit amet, consectetur adipiscing elit.

### Additional Features

**Feature Name 11**  
Feature Description begins here. Lorem ipsum dolor sit amet, consectetur adipiscing elit.

**Feature Name 12**  
Feature Description begins here. Lorem ipsum dolor sit amet, consectetur adipiscing elit.

**Feature Name 13**  
Feature Description begins here. Lorem ipsum dolor sit amet, consectetur adipiscing elit.

**Feature Name 14**  
Feature Description begins here. Lorem ipsum dolor sit amet, consectetur adipiscing elit.

**Feature Name 15**  
Feature Description begins here. Lorem ipsum dolor sit amet, consectetur adipiscing elit.

**Feature Name 16**  
Feature Description begins here. Lorem ipsum dolor sit amet, consectetur adipiscing elit.

**Feature Name 17**  
Feature Description begins here. Lorem ipsum dolor sit amet, consectetur adipiscing elit.

**Feature Name 18**  
Feature Description begins here. Lorem ipsum dolor sit amet, consectetur adipiscing elit.

**Feature Name 19**  
Feature Description begins here. Lorem ipsum dolor sit amet, consectetur adipiscing elit.

### Specifications **B2**

Controls	
Control Type	lorem ipsum
Dispenser Features	
Dispenser Type	lorem ipsum
Performance	
Freezer Capacity	lorem ipsum
Refrigerator Capacity	lorem ipsum
Total Capacity	lorem ipsum
Dimensions	
Height To Top Of Cabinet	lorem ipsum
Height To Top of Door Hinge	lorem ipsum
Depth Closed Excluding Handles	lorem ipsum
Depth Closed Including Handles	lorem ipsum
Depth Excluding Doors	lorem ipsum
Width of Cabinet Only	lorem ipsum
Freezer Features	
Shelf Type	lorem ipsum
Freezer 1 Shelf Quantity	lorem ipsum
Door Bin 1 Type	lorem ipsum
Freezer Door Bin Quantity	lorem ipsum
Freezer Compartment Lighting	lorem ipsum
Refrigerator Features	
Door Bin Quantity	lorem ipsum
Door Bin 2 Description	lorem ipsum
Door Bin 2 Quantity	lorem ipsum
Door Bin 3 Quantity	lorem ipsum
Drawer 1	lorem ipsum
Total Shelves	lorem ipsum
Shelf 1 Quantity	lorem ipsum
Shelf 2 Quantity	lorem ipsum
Shelf 3 Quantity	lorem ipsum
Lighting	lorem ipsum

### Product Literature

- Use & Care Guide**  
(XXX.XX KB)
- Warranty**  
(XXX.XX KB)
- Dimension Guide**  
(XXX.XX KB)
- Energy Guide**  
(XXX.XX KB)
- Specifications Sheet**  
(XXX.XX KB)

### Accessories **B3**

**Accessory**  
Model #: XXXXXXX  
MSRP: \$X,XXX.XX

**Accessory**  
Model #: XXXXXXX  
MSRP: \$X,XXX.XX

**Accessory**  
Model #: XXXXXXX  
MSRP: \$X,XXX.XX

**Accessory**  
Model #: XXXXXXX  
MSRP: \$X,XXX.XX

**Accessory**  
Model #: XXXXXXX  
MSRP: \$X,XXX.XX

### Matching Products **B4**

**This Is the Related Product Title Right Here**  
Model #: XXXXXXX  
MSRP: \$X,XXX.XX

**This Is the Related Product Title Right Here**  
Model #: XXXXXXX  
MSRP: \$X,XXX.XX

**This Is the Related Product Title Right Here**  
Model #: XXXXXXX  
MSRP: \$X,XXX.XX

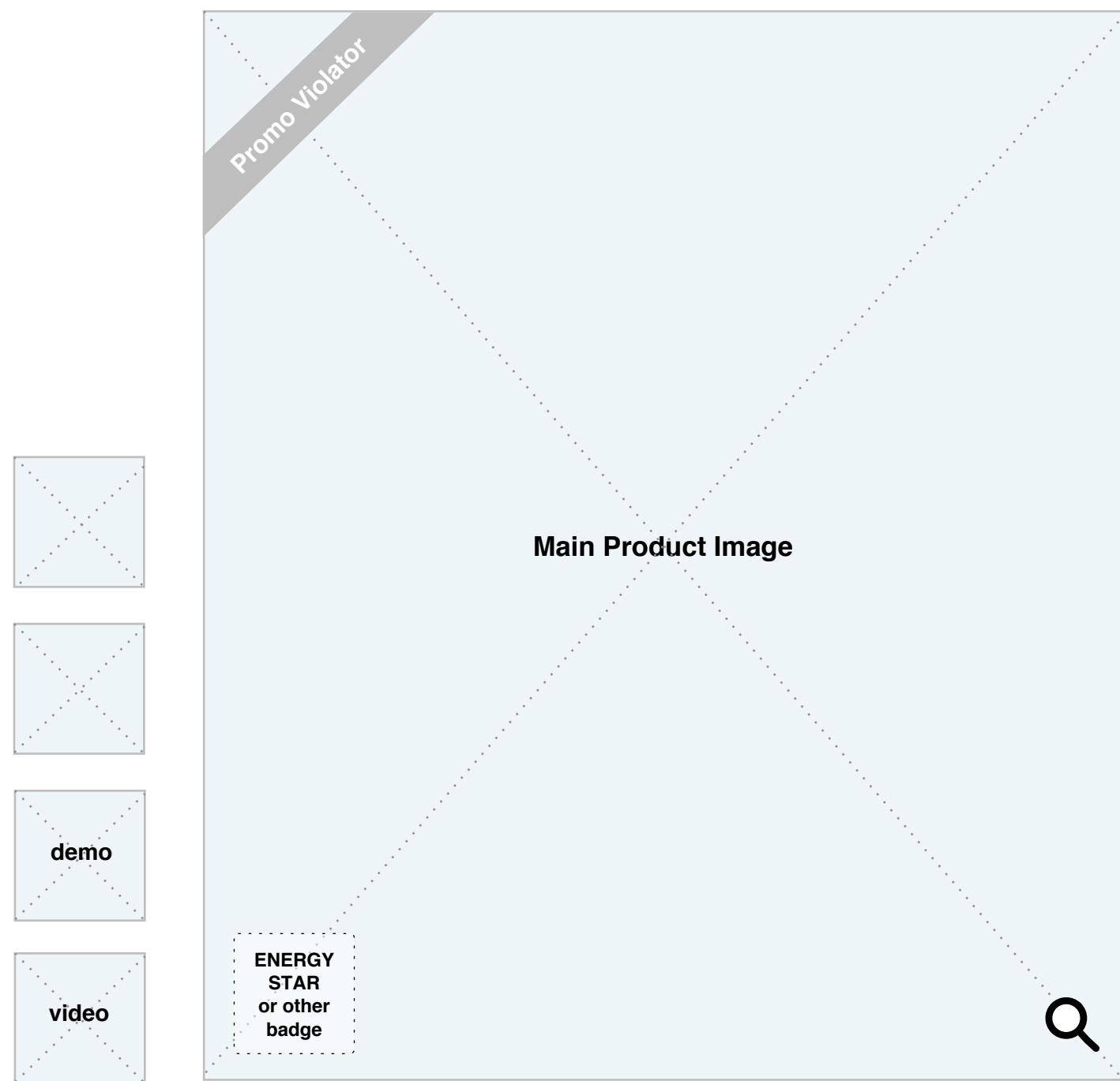
**This Is the Related Product Title Right Here**  
Model #: XXXXXXX  
MSRP: \$X,XXX.XX

# Amana Product Details Page Idea

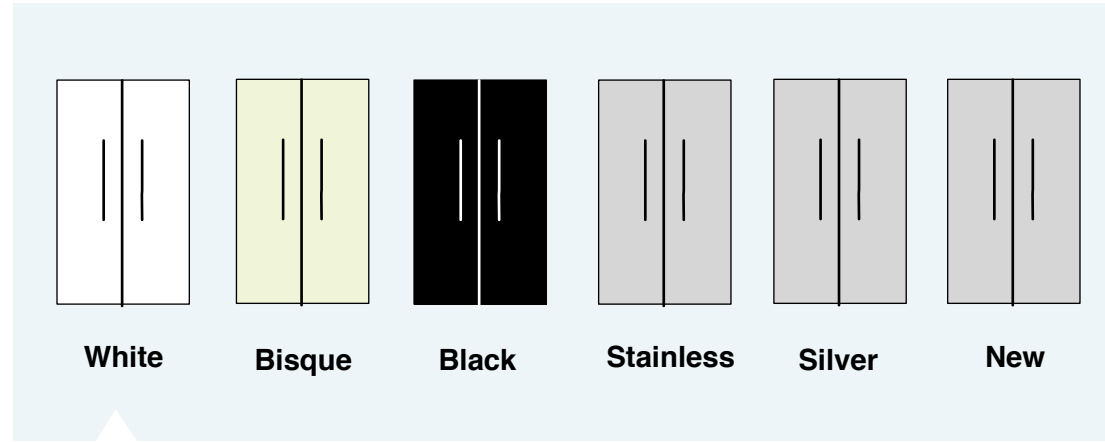


## Occasionally Appliance Product Titles Can Run a Bit Long

Like > Share > Print >



Product Description begins here. Lorem ipsum dolor sit amet, consectetur adipiscing elit. Duis quis pede. Sed mauris. Duis tempor. Curabitur in nibh. Lorem ipsum dolor sit amet, consectetur adipiscing elit. Duis quis pede. Sed mauris. Duis tempor. Curabitur in nibh. Morbi pede.



Model #: XXXXXXX MSRP: \$X,XXX.XX

### Where to Buy Amana

Store	Phone	Action
Store 1	123-456-7891	See Dealer Site >
Store 2	123-456-7891	See Dealer Site >
Store 2	123-456-7891	See Dealer Site >
See All >		

### Notes:

#### C | Dealer Locator

01. This shows the expanded Where to Buy Amana box which is the result of typing within the address/zip field. The close button allows the customer to close out the result and search with a new address or zip code.

### Key Features

- Feature Name 01**  
Feature Description begins here. Lorem ipsum dolor sit amet, consectetur adipiscing elit. Duis Feature Description begins here. Lorem ipsum dolor sit amet, consectetur adipiscing elit.
- Feature Name 02**  
Feature Description begins here. Lorem ipsum dolor sit amet, consectetur adipiscing elit. Duis Feature Description begins here. Lorem ipsum dolor sit amet, consectetur adipiscing elit.
- Feature Name 03**  
Feature Description begins here. Lorem ipsum dolor sit amet, consectetur adipiscing elit. Duis Feature Description begins here. Lorem ipsum dolor sit amet, consectetur adipiscing elit.
- Feature Name 04**  
Feature Description begins here. Lorem ipsum dolor sit amet, consectetur adipiscing elit. Duis Feature Description begins here. Lorem ipsum dolor sit amet, consectetur adipiscing elit.
- Feature Name 05**  
Feature Description begins here. Lorem ipsum dolor sit amet, consectetur adipiscing elit. Duis Feature Description begins here. Lorem ipsum dolor sit amet, consectetur adipiscing elit.
- Feature Name 06**  
Feature Description begins here. Lorem ipsum dolor sit amet, consectetur adipiscing elit. Duis Feature Description begins here. Lorem ipsum dolor sit amet, consectetur adipiscing elit.
- Feature Name 07**  
Feature Description begins here. Lorem ipsum dolor sit amet, consectetur adipiscing elit. Duis Feature Description begins here. Lorem ipsum dolor sit amet, consectetur adipiscing elit.
- Feature Name 08**  
Feature Description begins here. Lorem ipsum dolor sit amet, consectetur adipiscing elit. Duis Feature Description begins here. Lorem ipsum dolor sit amet, consectetur adipiscing elit.
- Feature Name 09**  
Feature Description begins here. Lorem ipsum dolor sit amet, consectetur adipiscing elit. Duis Feature Description begins here. Lorem ipsum dolor sit amet, consectetur adipiscing elit.
- Feature Name 10**  
Feature Description begins here. Lorem ipsum dolor sit amet, consectetur adipiscing elit. Duis Feature Description begins here. Lorem ipsum dolor sit amet, consectetur adipiscing elit.

### Additional Features

- Feature Name 11**  
Feature Description begins here. Lorem ipsum dolor sit amet, consectetur adipiscing elit.
- Feature Name 12**  
Feature Description begins here. Lorem ipsum dolor sit amet, consectetur adipiscing elit.
- Feature Name 13**  
Feature Description begins here. Lorem ipsum dolor sit amet, consectetur adipiscing elit.
- Feature Name 14**  
Feature Description begins here. Lorem ipsum dolor sit amet, consectetur adipiscing elit.
- Feature Name 15**  
Feature Description begins here. Lorem ipsum dolor sit amet, consectetur adipiscing elit.
- Feature Name 16**  
Feature Description begins here. Lorem ipsum dolor sit amet, consectetur adipiscing elit.
- Feature Name 17**  
Feature Description begins here. Lorem ipsum dolor sit amet, consectetur adipiscing elit.
- Feature Name 18**  
Feature Description begins here. Lorem ipsum dolor sit amet, consectetur adipiscing elit.
- Feature Name 19**  
Feature Description begins here. Lorem ipsum dolor sit amet, consectetur adipiscing elit.

### Specifications

Controls	
Control Type	lorem ipsum
Dispenser Features	
Dispenser Type	lorem ipsum
Performance	
Freezer Capacity	lorem ipsum
Refrigerator Capacity	lorem ipsum
Total Capacity	lorem ipsum
Dimensions	
Height To Top Of Cabinet	lorem ipsum
Height To Top of Door Hinge	lorem ipsum
Depth Closed Excluding Handles	lorem ipsum
Depth Closed Including Handles	lorem ipsum
Depth Excluding Doors	lorem ipsum
Width of Cabinet Only	lorem ipsum
Freezer Features	
Shelf Type	lorem ipsum
Freezer 1 Shelf Quantity	lorem ipsum
Door Bin 1 Type	lorem ipsum
Freezer Door Bin Quantity	lorem ipsum
Freezer Compartment Lighting	lorem ipsum
Refrigerator Features	
Door Bin Quantity	lorem ipsum
Door Bin 2 Description	lorem ipsum
Door Bin 2 Quantity	lorem ipsum
Door Bin 3 Quantity	lorem ipsum
Drawer 1	lorem ipsum
Total Shelves	lorem ipsum
Shelf 1 Quantity	lorem ipsum
Shelf 2 Quantity	lorem ipsum
Shelf 3 Quantity	lorem ipsum
Lighting	lorem ipsum

### Product Literature

- Use & Care Guide**  
(XXX.XX KB)
- Warranty**  
(XXX.XX KB)
- Dimension Guide**  
(XXX.XX KB)
- Energy Guide**  
(XXX.XX KB)
- Specifications Sheet**  
(XXX.XX KB)

### Accessories

- Accessory**  
Model #: XXXXXXX  
MSRP: \$X,XXX.XX  
[BUY >](#)
- Accessory**  
Model #: XXXXXXX  
MSRP: \$X,XXX.XX  
[BUY >](#)
- Accessory**  
Model #: XXXXXXX  
MSRP: \$X,XXX.XX  
[BUY >](#)
- Accessory**  
Model #: XXXXXXX  
MSRP: \$X,XXX.XX  
[BUY >](#)
- Accessory**  
Model #: XXXXXXX  
MSRP: \$X,XXX.XX  
[BUY >](#)

### Matching Products

- This Is the Related Product Title Right Here**  
Model #: XXXXXXX  
MSRP: \$X,XXX.XX  
[VIEW PRODUCT >](#)
- This Is the Related Product Title Right Here**  
Model #: XXXXXXX  
MSRP: \$X,XXX.XX  
[VIEW PRODUCT >](#)
- This Is the Related Product Title Right Here**  
Model #: XXXXXXX  
MSRP: \$X,XXX.XX  
[VIEW PRODUCT >](#)
- This Is the Related Product Title Right Here**  
Model #: XXXXXXX  
MSRP: \$X,XXX.XX  
[VIEW PRODUCT >](#)

# Amana Store Locator

Where to Buy | Shopping Cart | My Account

- PRODUCTS
- FILTERS & ACCESSORIES
- HELP ME CHOOSE
- CUSTOMER SERVICE



Home » Where to Buy

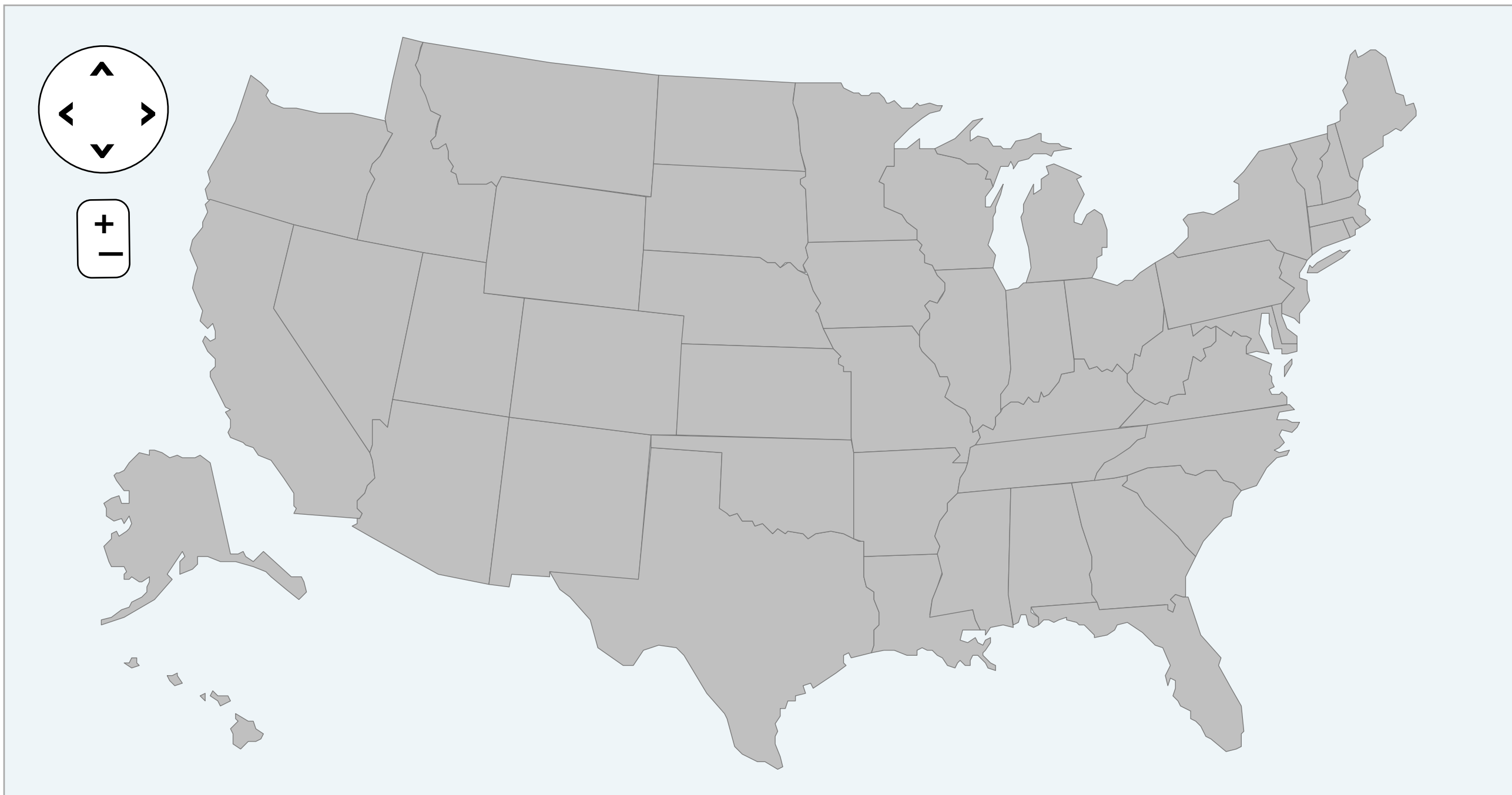
## Search by Location

Search Radius  miles

Select the type of store you'd like to locate:  Retailer  Builders, remodelers, and designers who recommend and sell Amana products

D1

GO



### Notes:

#### D | Dealer Locator Interface

01. The Where to Buy page allows the customer to search for a store that sells Amana products by typing in an address or zip code, selecting the exact search radius, and selecting the desired store type.

# Amana Store Locator

Where to Buy | Shopping Cart | My Account

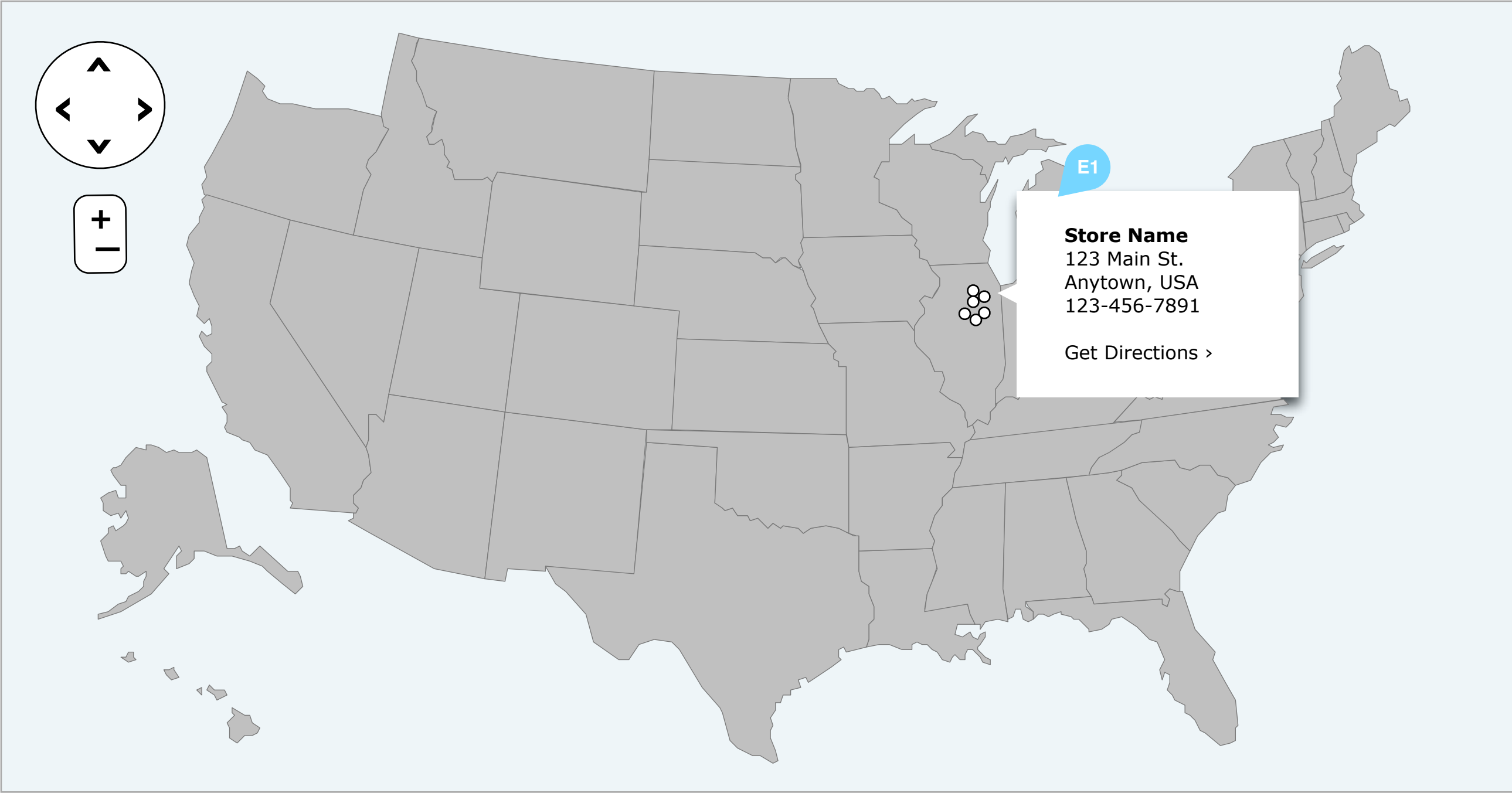
- PRODUCTS
- FILTERS & ACCESSORIES
- HELP ME CHOOSE
- CUSTOMER SERVICE



Home » Where to Buy

**Search by Location**  Search Radius  miles

Select the type of store you'd like to locate:  Retailer  Builders, remodelers, and designers who recommend and sell Amana products



Dealer	Location	Contact	
1. Store Name	123 Main St., Anytown, USA	123-456-7891	<a href="#">Visit Dealer Site &gt;</a>
2. Store Name	123 Main St., Anytown, USA	123-456-7891	<a href="#">Visit Dealer Site &gt;</a>
3. Store Name	123 Main St., Anytown, USA	123-456-7891	<a href="#">Visit Dealer Site &gt;</a>
4. Store Name	123 Main St., Anytown, USA	123-456-7891	<a href="#">Visit Dealer Site &gt;</a>
5. Store Name	123 Main St., Anytown, USA	123-456-7891	<a href="#">Visit Dealer Site &gt;</a>
6. Store Name	123 Main St., Anytown, USA	123-456-7891	<a href="#">Visit Dealer Site &gt;</a>

## Notes:

### E1 | Results Map

01. Locator results are displayed in a list view below the map. Additionally, each result will have its own unique map pin that can be selected to display the store name and address, with the option to get directions from within the interface.